

Scaled data based on original data using
LM-79-08 Approved Method: Electrical and Photometric Measurements of Solid-
State Lighting Products

Test Report Prepared for
Cooper Lighting Solutions
(formerly Eaton)

Brand: McGRAW-EDISON

Report Number: P226906

Luminaire Tested: **ISW-AF-1000-LED-E1-SL3-8030-ULG**

Issue Date: 3/3/2020

Test Information

Test Method: LM-79-08
Report Number: P226906
TEST IS SCALED FROM IESNA LM-79-08 TEST DATA (P35946)-DOWNLIGHT AND
Test Lab: INNOVATION CENTER-P3
Issue Date: 3/3/2020
Manufacturer: COOPER LIGHTING SOLUTIONS (FORMERLY EATON)
Product Line: MCGRAW-EDISON
Catalog Number: ISW-AF-1000-LED-E1-SL3-8030-ULG
Description: IMPACT ELITE LED WEDGE LUMINAIRE WITH UPLIGHT
LIGHT SQUARE WITH ACCULED OPTICS-TYPE III W/SPILL CONTROL, WITH UPLIGHT
GLOW
Light Source: (16) 3000K CCT, 80 CRI LEDs and (1) UPLIGHT LED
Ballast/Driver: ELECTRONIC DRIVER

Summary

Lumens per Lamp: N/A
Luminaire Lumens: 6415.6 lumens
Efficiency: N/A
Efficacy: 90.0 lumens/watt
Luminous Opening: Rectangular w/ Sides (W: 0.5' x L: 0.5' x H: 0.54')
IES Classification: Type II - Short - Non-Cutoff
BUG Rating: B1 - U5 - G1

Input Watts (W): 71.3
Input Voltage (V): 120
Input Current (Ain): NR
Voltage Rise (V): NR
Power Factor: NR
Total Harmonic Distortion (THDi): NR
Frequency (hertz): 60
Stabilization Time: NR
Operation Time: NR
Ambient Temperature (°C): NR
Test Distance: 25 FT

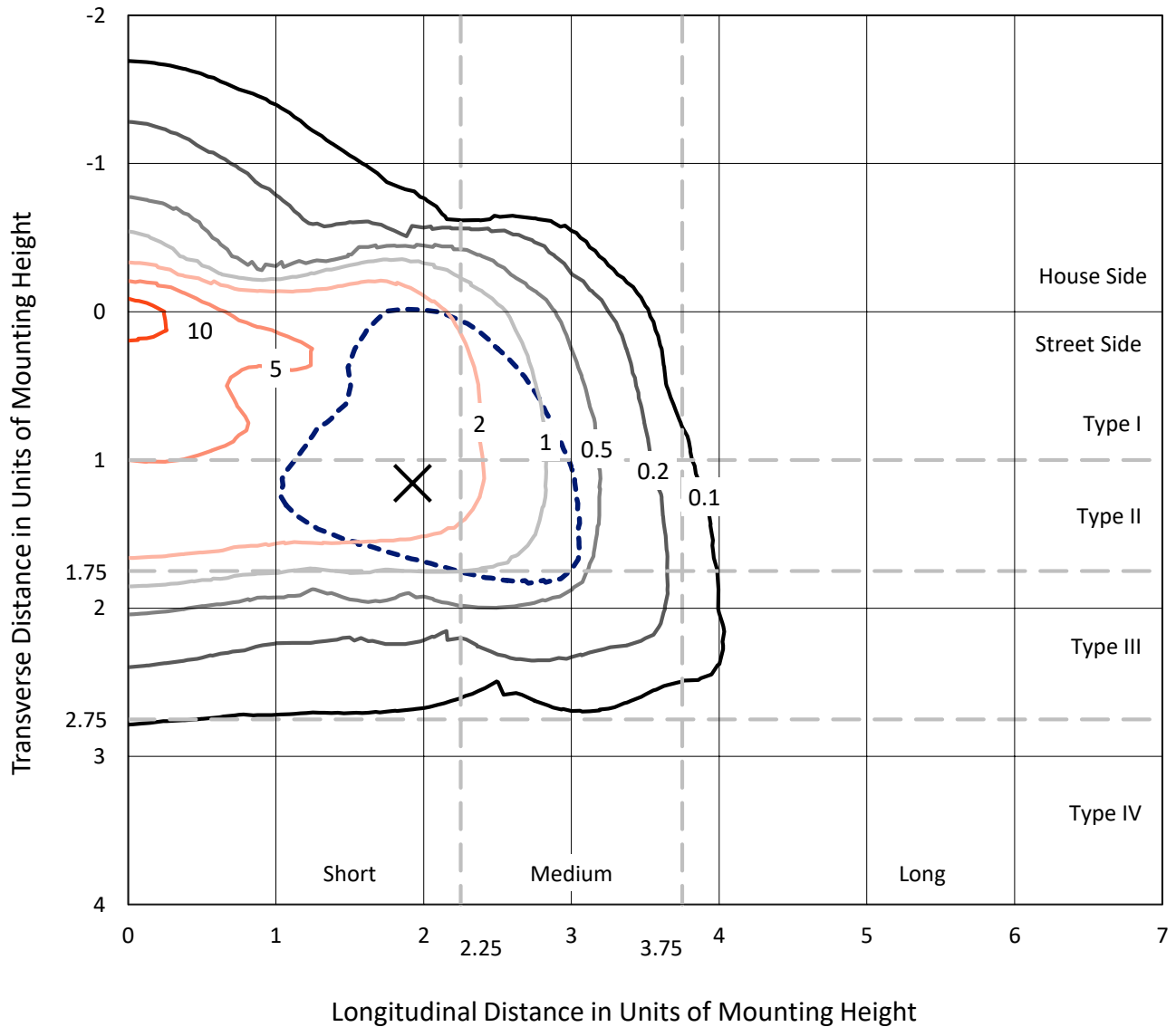


REPORT NUMBER: P226906

CATALOG NUMBER: ISW-AF-1000-LED-E1-SL3-8030-ULG

Iso-Footcandle Lines of Horizontal Illumination

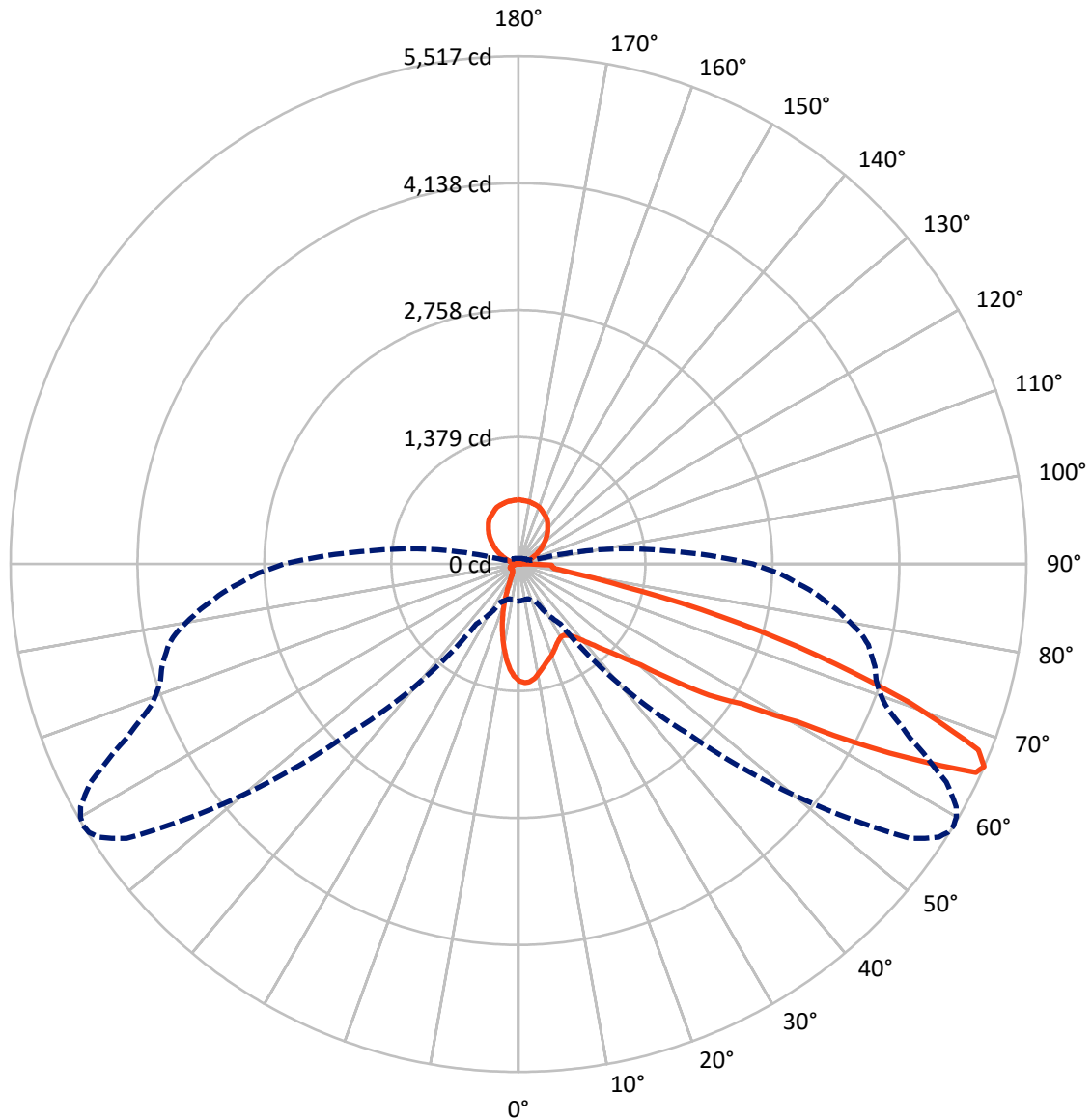
× Max cd
 - - - 1/2 Max cd



Based on 10 foot mounting height. Maximum calculated value = 12.7 fc
 Type II - Short - Non-Cutoff

REPORT NUMBER: P226906
CATALOG NUMBER: ISW-AF-1000-LED-E1-SL3-8030-ULG

Luminous Intensity Polar Plot



— Vertical Plane Through 59-Deg Lateral - - - Horizontal Cone Through 66-Deg Vertical

REPORT NUMBER: P226906

CATALOG NUMBER: ISW-AF-1000-LED-E1-SL3-8030-ULG

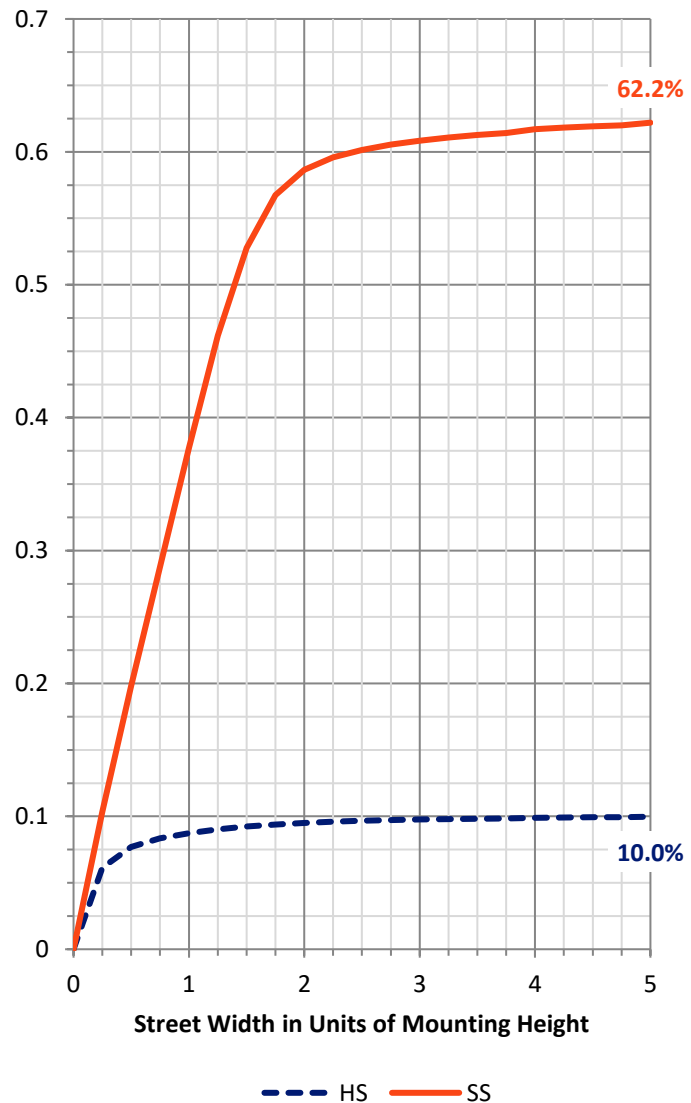
FLUX DISTRIBUTION:

		Downward	Upward	Total
House Side	Lumens	649.8	867.9	1517.6
	% Fixture	10.1	13.5	23.7
Street Side	Lumens	4028.7	869.3	4898.0
	% Fixture	62.8	13.5	76.3
Total	Lumens	4678.4	1737.1	6415.6
	% Fixture	72.9	27.1	100.0

Coefficient of Utilization

ZONAL LUMENS:

Zone	Lumens	% Fixture
0°-10°	108.4	1.7
10°-20°	228.9	3.6
20°-30°	287.1	4.5
30°-40°	392.9	6.1
40°-50°	632.0	9.9
50°-60°	1098.2	17.1
60°-70°	1334.3	20.8
70°-80°	497.8	7.8
80°-90°	98.9	1.5
90°-100°	11.3	0.2
100°-110°	57.4	0.9
110°-120°	166.1	2.6
120°-130°	273.2	4.3
130°-140°	336.8	5.3
140°-150°	344.6	5.4
150°-160°	290.3	4.5
160°-170°	191.2	3.0
170°-180°	66.3	1.0
0°-90°	4678.4	72.9
0°-180°	6415.6	100.0



REPORT NUMBER: P226906

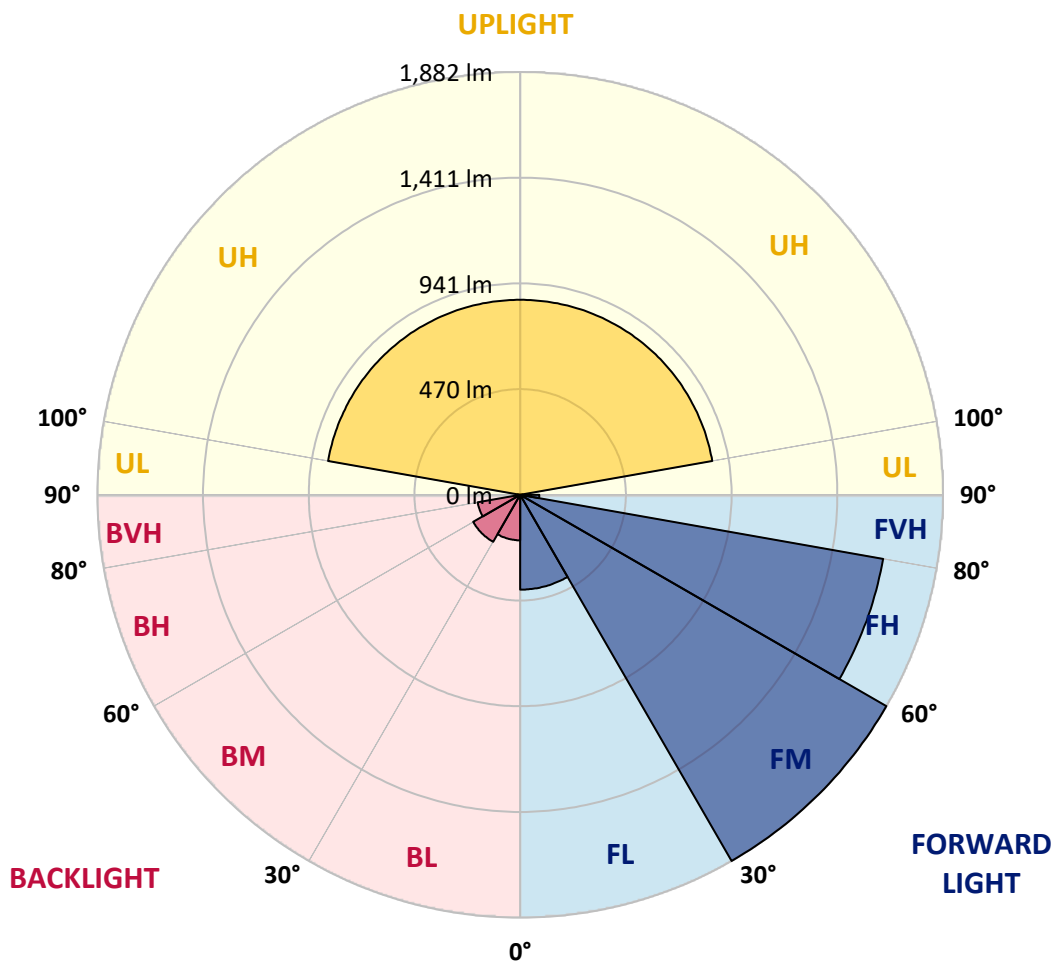
CATALOG NUMBER: ISW-AF-1000-LED-E1-SL3-8030-ULG

LUMINAIRE CLASSIFICATION SYSTEM LUMEN TABLE AND BUG RATING:

Zone	Lumens	% Fixture	Zone Rating/Lumen Limit		
			B	U	G
FL (0°-30°)	422.0	6.6			
FM (30°-60°)	1881.7	29.3			
FH (60°-80°)	1640.1	25.6			G1/1800
FVH (80°-90°)	85.0	1.3			G1/100
BL (0°-30°)	202.4	3.2	B1/500		
BM (30°-60°)	241.4	3.8	B1/1000		
BH (60°-80°)	192.0	3.0	B1/500		G1/500
BVH (80°-90°)	13.9	0.2			G1/100
UL (90°-100°)	11.3	0.2		U2/50	
UH (100°-180°)	867.9	13.5		U4/1000	

BUG Rating: B1-U5-G1

Type II Short





REPORT NUMBER: P226906

CATALOG NUMBER: ISW-AF-1000-LED-E1-SL3-8030-ULG

CANDELA DISTRIBUTION (FULL):

	0°	5°	15°	25°	35°	45°	55°	56°	57°	58°	59°
0°	1271.3	1271.3	1271.3	1271.3	1271.3	1271.3	1271.3	1271.3	1271.3	1271.3	1271.3
2.5°	1304.3	1300.0	1307.8	1305.0	1307.1	1296.4	1294.2	1292.1	1293.5	1291.3	1291.3
5°	1273.4	1271.3	1280.6	1285.6	1289.9	1288.5	1287.8	1287.8	1288.5	1283.5	1284.2
7.5°	1183.0	1181.6	1194.5	1203.8	1224.6	1236.8	1252.6	1253.3	1254.8	1252.6	1256.9
10°	1086.9	1091.2	1102.7	1117.7	1148.6	1167.2	1197.4	1203.1	1205.3	1206.0	1206.7
12.5°	995.1	990.7	1005.1	1033.8	1075.4	1105.5	1143.6	1146.4	1150.0	1155.0	1160.1
15°	913.3	918.3	929.8	959.9	1003.7	1046.0	1095.5	1098.4	1105.5	1109.8	1117.0
17.5°	857.3	857.3	870.2	898.2	939.1	992.9	1055.3	1060.3	1066.1	1071.8	1079.7
20°	829.3	829.3	834.4	850.9	886.7	938.4	1013.7	1019.4	1029.5	1035.9	1046.7
22.5°	827.2	826.5	825.7	829.3	850.9	891.0	969.2	977.1	985.7	995.8	1005.1
25°	850.1	852.3	843.7	837.9	840.1	858.7	926.9	931.2	947.7	954.2	965.6
27.5°	883.1	886.7	879.5	870.9	858.0	845.8	891.0	898.2	909.0	919.7	934.1
30°	930.5	929.8	929.0	923.3	898.2	860.2	880.3	885.3	894.6	903.2	915.4
32.5°	981.4	987.2	991.5	988.6	962.8	898.2	895.3	899.6	908.2	913.3	921.2
35°	1047.4	1050.3	1066.8	1066.8	1041.0	966.4	937.7	941.2	945.5	947.7	953.4
37.5°	1119.9	1129.9	1154.3	1168.7	1128.5	1051.0	1004.4	1004.4	1006.5	1008.0	1011.6
40°	1203.8	1218.2	1251.9	1279.1	1253.3	1156.5	1091.9	1098.4	1096.2	1093.3	1101.2
42.5°	1301.4	1317.2	1358.1	1383.9	1368.8	1283.5	1209.6	1205.3	1211.7	1203.1	1206.0
45°	1414.7	1426.9	1468.5	1495.8	1508.0	1439.1	1363.8	1355.2	1355.2	1336.5	1344.4
47.5°	1516.6	1520.2	1560.4	1608.4	1647.9	1649.3	1543.2	1537.4	1523.8	1511.6	1508.7
50°	1611.3	1622.1	1647.9	1700.3	1782.8	1854.5	1789.9	1772.0	1756.9	1711.7	1725.4
52.5°	1775.6	1796.4	1812.9	1844.5	1942.0	2087.7	2167.3	2139.3	2135.7	2094.8	2085.5
55°	1806.4	1808.6	1863.1	2045.3	2274.9	2379.7	2532.5	2531.7	2543.2	2530.3	2518.1
57.5°	1661.5	1644.3	1735.4	1975.8	2437.1	2975.1	2928.5	2933.5	2918.4	2879.0	2866.8
60°	1294.2	1308.6	1406.8	1713.2	2320.1	3359.6	3667.4	3576.3	3641.6	3539.0	3483.8
62.5°	728.2	711.7	778.4	1100.5	1903.3	3379.7	4673.9	4684.0	4715.6	4658.2	4523.3
65°	469.9	462.7	456.3	556.7	1140.7	2956.5	5230.7	5354.0	5427.9	5458.1	5460.2
66°	403.9	398.2	390.3	455.6	794.9	2604.9	5194.8	5326.8	5444.4	5500.4	5516.9
67.5°	343.6	335.0	333.6	377.4	553.1	2021.0	4852.6	5059.9	5163.9	5308.9	5387.8
70°	262.6	258.3	271.2	325.7	424.7	951.3	3866.9	4137.3	4316.7	4430.0	4503.2
72.5°	220.2	218.8	236.7	297.7	402.5	539.5	2706.8	2997.3	3184.6	3292.9	3393.4
75°	172.2	173.6	197.3	284.1	400.3	469.9	1572.6	1849.5	1958.5	2129.3	2259.8
77.5°	129.1	127.7	146.4	229.6	390.3	476.4	817.1	931.9	1051.7	1138.5	1170.1
80°	90.4	91.8	104.7	157.8	304.2	490.0	509.4	535.9	561.0	589.0	594.7
82.5°	60.3	61.0	77.5	108.3	210.9	467.8	475.6	463.4	444.1	419.7	393.1
85°	36.6	38.0	55.2	73.2	163.6	423.3	492.1	459.9	430.4	398.2	365.9
87.5°	18.7	20.8	33.0	43.0	96.9	208.8	512.2	488.6	448.4	398.9	363.0
90°	10.0	10.0	14.2	18.8	27.4	49.3	136.1	123.4	65.5	118.1	62.3
92.5°	4.0	4.0	5.0	6.0	6.0	6.0	7.0	7.0	7.0	7.0	7.0
95°	5.0	5.0	6.0	7.0	7.0	7.0	7.0	7.1	7.2	7.3	7.4
97.5°	7.0	7.0	8.0	8.0	9.0	9.0	12.0	11.8	11.6	11.4	11.2
100°	8.0	8.0	9.0	10.0	12.0	21.0	29.0	28.7	28.4	28.1	27.8
102.5°	11.0	11.0	13.0	18.0	27.0	40.0	50.0	49.7	49.4	49.1	48.8
105°	21.0	22.0	27.0	36.0	48.0	63.0	72.0	71.8	71.6	71.4	71.2
107.5°	41.0	42.0	49.0	58.0	73.0	88.0	95.0	94.9	94.8	94.7	94.6



REPORT NUMBER: P226906

CATALOG NUMBER: ISW-AF-1000-LED-E1-SL3-8030-ULG

CANDELA DISTRIBUTION (continued):

	0°	5°	15°	25°	35°	45°	55°	56°	57°	58°	59°
110°	66.0	68.0	74.0	87.0	102.0	114.0	120.0	120.1	120.2	120.3	120.4
112.5°	99.0	99.0	106.0	121.0	134.0	143.0	148.0	148.2	148.4	148.6	148.8
115°	140.0	139.0	147.0	159.0	168.0	174.0	179.0	179.3	179.6	179.9	180.2
117.5°	184.0	184.0	189.0	197.0	202.0	205.0	211.0	211.4	211.8	212.2	212.6
120°	225.0	223.0	226.0	233.0	237.0	243.0	246.0	246.4	246.8	247.2	247.6
122.5°	263.0	260.0	261.0	267.0	271.0	277.0	279.0	279.4	279.8	280.2	280.6
125°	298.0	294.0	296.0	299.0	305.0	310.0	313.0	313.2	313.4	313.6	313.8
127.5°	330.0	329.0	329.0	333.0	339.0	340.0	345.0	345.1	345.2	345.3	345.4
130°	363.0	361.0	362.0	366.0	370.0	372.0	377.0	377.4	377.8	378.2	378.6
132.5°	396.0	394.0	393.0	401.0	404.0	405.0	411.0	411.5	412.0	412.5	413.0
135°	429.0	426.0	426.0	432.0	435.0	437.0	443.0	443.5	444.0	444.5	445.0
137.5°	460.0	457.0	459.0	460.0	464.0	468.0	473.0	473.2	473.4	473.6	473.8
140°	488.0	485.0	487.0	489.0	491.0	497.0	500.0	500.2	500.4	500.6	500.8
142.5°	518.0	515.0	517.0	518.0	521.0	525.0	527.0	527.6	528.2	528.8	529.4
145°	550.0	546.0	544.0	547.0	550.0	551.0	556.0	556.6	557.2	557.8	558.4
147.5°	575.0	572.0	571.0	574.0	574.0	575.0	580.0	580.5	581.0	581.5	582.0
150°	595.0	592.0	593.0	593.0	593.0	593.0	597.0	597.3	597.6	597.9	598.2
152.5°	611.0	608.0	608.0	609.0	610.0	610.0	611.0	611.3	611.6	611.9	612.2
155°	629.0	625.0	625.0	627.0	630.0	628.0	626.0	626.5	627.0	627.5	628.0
157.5°	646.0	643.0	643.0	644.0	646.0	645.0	644.0	644.4	644.8	645.2	645.6
160°	663.0	660.0	659.0	656.0	655.0	655.0	658.0	658.6	659.2	659.8	660.4
162.5°	673.0	669.0	669.0	665.0	661.0	663.0	667.0	667.4	667.8	668.2	668.6
165°	681.0	678.0	676.0	676.0	673.0	673.0	672.0	672.5	673.0	673.5	674.0
167.5°	690.0	687.0	684.0	686.0	688.0	685.0	678.0	678.6	679.2	679.8	680.4
170°	698.0	695.0	692.0	692.0	693.0	691.0	686.0	686.3	686.6	686.9	687.2
172.5°	699.0	697.0	695.0	693.0	690.0	690.0	689.0	689.3	689.6	689.9	690.2
175°	700.0	698.0	697.0	695.0	691.0	690.0	690.0	690.5	691.0	691.5	692.0
177.5°	707.0	705.0	700.0	699.0	697.0	695.0	694.0	694.5	695.0	695.5	696.0
180°	700.0	700.0	700.0	700.0	700.0	700.0	700.0	700.0	700.0	700.0	700.0



REPORT NUMBER: P226906

CATALOG NUMBER: ISW-AF-1000-LED-E1-SL3-8030-ULG

CANDELA DISTRIBUTION (continued):

	60°	61°	62°	63°	64°	65°	66°	67°	68°	69°	70°
0°	1271.3	1271.3	1271.3	1271.3	1271.3	1271.3	1271.3	1271.3	1271.3	1271.3	1271.3
2.5°	1290.6	1292.1	1290.6	1288.5	1290.6	1288.5	1287.8	1287.0	1287.8	1286.3	1285.6
5°	1284.2	1285.6	1285.6	1281.3	1280.6	1283.5	1279.1	1280.6	1279.1	1277.7	1274.8
7.5°	1253.3	1254.0	1254.8	1251.9	1254.0	1254.0	1252.6	1252.6	1251.2	1251.9	1249.0
10°	1210.3	1213.1	1216.0	1214.6	1213.9	1220.3	1217.4	1219.6	1219.6	1217.4	1218.2
12.5°	1163.6	1168.7	1172.3	1172.3	1175.1	1182.3	1181.6	1183.0	1188.8	1188.8	1186.6
15°	1120.6	1125.6	1131.4	1135.7	1141.4	1146.4	1150.0	1155.8	1158.6	1158.6	1162.2
17.5°	1086.9	1094.1	1100.5	1102.7	1110.6	1119.2	1121.3	1128.5	1132.8	1134.9	1139.3
20°	1053.9	1061.8	1069.7	1076.8	1084.0	1094.1	1099.1	1103.4	1110.6	1114.9	1121.3
22.5°	1015.1	1027.3	1037.4	1046.0	1058.2	1066.8	1076.8	1084.0	1092.6	1099.1	1104.1
25°	978.6	995.1	1008.7	1017.3	1033.8	1046.0	1058.2	1068.9	1079.7	1089.0	1096.2
27.5°	944.8	963.5	980.0	993.6	1011.6	1030.9	1043.1	1061.1	1075.4	1088.3	1096.9
30°	928.3	944.1	961.3	977.1	995.1	1019.4	1039.5	1062.5	1080.4	1096.9	1109.8
32.5°	931.9	946.3	961.3	975.0	993.6	1020.9	1041.7	1068.2	1094.8	1116.3	1132.8
35°	960.6	973.5	983.6	995.8	1012.3	1033.1	1055.3	1083.3	1116.3	1145.0	1166.5
37.5°	1020.9	1024.5	1034.5	1043.8	1052.4	1071.8	1092.6	1116.3	1154.3	1184.4	1214.6
40°	1095.5	1104.8	1114.1	1118.4	1128.5	1140.7	1150.0	1175.1	1208.8	1248.3	1281.3
42.5°	1206.7	1210.3	1211.7	1213.1	1216.7	1225.3	1239.0	1261.9	1294.9	1330.1	1366.7
45°	1331.5	1335.8	1340.1	1342.3	1337.3	1342.3	1356.6	1367.4	1399.7	1432.7	1479.3
47.5°	1504.4	1491.5	1485.0	1493.7	1489.3	1500.1	1506.6	1513.0	1551.8	1591.2	1630.7
50°	1726.1	1718.2	1708.2	1708.9	1716.8	1709.6	1713.9	1737.6	1750.5	1783.5	1835.9
52.5°	2080.5	2056.1	2018.1	2001.6	2010.9	2005.2	2007.3	2012.3	2003.7	2034.6	2079.1
55°	2518.1	2486.6	2461.4	2447.1	2394.0	2389.7	2354.5	2341.6	2313.7	2343.1	2333.0
57.5°	2830.2	2810.1	2797.2	2754.1	2729.8	2681.0	2666.6	2649.4	2610.7	2630.0	2647.3
60°	3432.8	3361.1	3336.7	3261.4	3236.2	3189.6	3130.1	3100.7	3080.6	3099.2	3087.7
62.5°	4438.6	4338.9	4319.5	4140.9	4097.1	3989.5	3877.6	3862.5	3799.4	3760.0	3750.6
65°	5420.8	5278.0	5171.1	4976.0	4844.0	4690.4	4519.7	4394.9	4266.5	4201.9	4116.5
66°	5493.9	5437.3	5329.7	5215.6	5023.3	4855.4	4661.7	4526.9	4382.7	4269.3	4196.1
67.5°	5369.1	5339.0	5301.0	5223.5	5103.0	4946.6	4762.9	4590.7	4417.1	4283.7	4166.7
70°	4538.4	4571.4	4614.4	4594.3	4525.4	4464.5	4302.3	4206.2	4075.6	3900.6	3828.8
72.5°	3425.6	3513.9	3483.8	3370.4	3317.3	3275.0	3216.2	3151.6	2964.3	2942.8	2858.2
75°	2203.9	2174.5	2193.8	2056.1	1962.1	1923.4	1783.5	1726.1	1585.5	1494.4	1424.8
77.5°	1161.5	1104.1	1059.6	938.4	851.6	800.6	732.5	652.1	528.7	521.6	408.9
80°	538.8	495.0	454.8	412.5	370.2	314.2	272.6	222.4	196.6	168.6	157.1
82.5°	365.9	337.9	313.5	285.5	253.2	214.5	185.1	157.1	134.2	120.5	109.8
85°	331.4	301.3	274.1	238.9	205.2	172.9	141.3	116.9	95.4	83.2	76.0
87.5°	322.1	284.8	256.1	218.1	185.1	152.1	122.0	94.7	73.9	60.3	51.7
90°	48.9	52.0	40.0	38.7	21.7	25.5	21.2	16.2	16.9	14.7	15.5
92.5°	7.0	7.0	7.0	7.0	7.0	7.0	6.9	6.8	6.7	6.6	6.5
95°	7.5	7.6	7.7	7.8	7.9	8.0	7.9	7.8	7.7	7.6	7.5
97.5°	11.0	10.8	10.6	10.4	10.2	10.0	9.9	9.8	9.7	9.6	9.5
100°	27.5	27.2	26.9	26.6	26.3	26.0	25.7	25.4	25.1	24.8	24.5
102.5°	48.5	48.2	47.9	47.6	47.3	47.0	46.5	46.0	45.5	45.0	44.5
105°	71.0	70.8	70.6	70.4	70.2	70.0	69.5	69.0	68.5	68.0	67.5
107.5°	94.5	94.4	94.3	94.2	94.1	94.0	93.6	93.2	92.8	92.4	92.0



REPORT NUMBER: P226906

CATALOG NUMBER: ISW-AF-1000-LED-E1-SL3-8030-ULG

CANDELA DISTRIBUTION (continued):

	60°	61°	62°	63°	64°	65°	66°	67°	68°	69°	70°
110°	120.5	120.6	120.7	120.8	120.9	121.0	120.8	120.6	120.4	120.2	120.0
112.5°	149.0	149.2	149.4	149.6	149.8	150.0	149.9	149.8	149.7	149.6	149.5
115°	180.5	180.8	181.1	181.4	181.7	182.0	181.7	181.4	181.1	180.8	180.5
117.5°	213.0	213.4	213.8	214.2	214.6	215.0	214.5	214.0	213.5	213.0	212.5
120°	248.0	248.4	248.8	249.2	249.6	250.0	249.5	249.0	248.5	248.0	247.5
122.5°	281.0	281.4	281.8	282.2	282.6	283.0	282.5	282.0	281.5	281.0	280.5
125°	314.0	314.2	314.4	314.6	314.8	315.0	314.5	314.0	313.5	313.0	312.5
127.5°	345.5	345.6	345.7	345.8	345.9	346.0	346.0	346.0	346.0	346.0	346.0
130°	379.0	379.4	379.8	380.2	380.6	381.0	381.0	381.0	381.0	381.0	381.0
132.5°	413.5	414.0	414.5	415.0	415.5	416.0	415.8	415.6	415.4	415.2	415.0
135°	445.5	446.0	446.5	447.0	447.5	448.0	447.9	447.8	447.7	447.6	447.5
137.5°	474.0	474.2	474.4	474.6	474.8	475.0	475.1	475.2	475.3	475.4	475.5
140°	501.0	501.2	501.4	501.6	501.8	502.0	502.2	502.4	502.6	502.8	503.0
142.5°	530.0	530.6	531.2	531.8	532.4	533.0	533.0	533.0	533.0	533.0	533.0
145°	559.0	559.6	560.2	560.8	561.4	562.0	561.9	561.8	561.7	561.6	561.5
147.5°	582.5	583.0	583.5	584.0	584.5	585.0	585.1	585.2	585.3	585.4	585.5
150°	598.5	598.8	599.1	599.4	599.7	600.0	600.3	600.6	600.9	601.2	601.5
152.5°	612.5	612.8	613.1	613.4	613.7	614.0	614.4	614.8	615.2	615.6	616.0
155°	628.5	629.0	629.5	630.0	630.5	631.0	631.5	632.0	632.5	633.0	633.5
157.5°	646.0	646.4	646.8	647.2	647.6	648.0	648.2	648.4	648.6	648.8	649.0
160°	661.0	661.6	662.2	662.8	663.4	664.0	663.7	663.4	663.1	662.8	662.5
162.5°	669.0	669.4	669.8	670.2	670.6	671.0	670.9	670.8	670.7	670.6	670.5
165°	674.5	675.0	675.5	676.0	676.5	677.0	677.3	677.6	677.9	678.2	678.5
167.5°	681.0	681.6	682.2	682.8	683.4	684.0	684.4	684.8	685.2	685.6	686.0
170°	687.5	687.8	688.1	688.4	688.7	689.0	689.5	690.0	690.5	691.0	691.5
172.5°	690.5	690.8	691.1	691.4	691.7	692.0	692.2	692.4	692.6	692.8	693.0
175°	692.5	693.0	693.5	694.0	694.5	695.0	695.1	695.2	695.3	695.4	695.5
177.5°	696.5	697.0	697.5	698.0	698.5	699.0	699.2	699.4	699.6	699.8	700.0
180°	700.0	700.0	700.0	700.0	700.0	700.0	700.0	700.0	700.0	700.0	700.0



REPORT NUMBER: P226906

CATALOG NUMBER: ISW-AF-1000-LED-E1-SL3-8030-ULG

CANDELA DISTRIBUTION (continued):

	71°	72°	73°	74°	75°	76°	77°	78°	79°	80°	81°
0°	1271.3	1271.3	1271.3	1271.3	1271.3	1271.3	1271.3	1271.3	1271.3	1271.3	1271.3
2.5°	1284.2	1282.0	1284.2	1283.5	1280.6	1281.3	1282.0	1279.1	1277.7	1277.7	1277.0
5°	1272.7	1271.3	1272.7	1272.0	1267.7	1267.0	1267.0	1264.8	1261.9	1259.8	1258.3
7.5°	1245.4	1246.9	1246.1	1244.0	1241.8	1241.8	1239.7	1234.7	1231.8	1228.9	1226.1
10°	1214.6	1214.6	1215.3	1214.6	1211.0	1209.6	1206.7	1203.8	1204.5	1197.4	1191.6
12.5°	1187.3	1187.3	1186.6	1185.2	1183.0	1182.3	1182.3	1173.7	1171.5	1169.4	1162.9
15°	1161.5	1162.9	1162.9	1162.9	1159.3	1159.3	1155.8	1150.0	1150.0	1143.6	1137.1
17.5°	1141.4	1143.6	1142.8	1143.6	1144.3	1140.0	1133.5	1129.9	1125.6	1122.0	1113.4
20°	1124.2	1125.6	1126.3	1126.3	1124.2	1121.3	1115.6	1109.8	1107.0	1099.8	1089.0
22.5°	1108.4	1111.3	1112.0	1112.0	1109.1	1107.0	1101.2	1092.6	1086.9	1078.3	1068.2
25°	1101.9	1105.5	1103.4	1104.8	1101.9	1096.9	1089.0	1081.9	1073.2	1062.5	1051.7
27.5°	1104.1	1109.1	1107.7	1107.0	1103.4	1099.8	1089.7	1081.1	1071.1	1058.2	1044.6
30°	1117.0	1125.6	1122.0	1119.2	1118.4	1109.8	1100.5	1088.3	1076.8	1061.8	1046.0
32.5°	1141.4	1145.7	1146.4	1144.3	1140.7	1133.5	1120.6	1104.8	1091.9	1074.0	1055.3
35°	1181.6	1185.9	1184.4	1184.4	1180.9	1169.4	1153.6	1137.8	1119.9	1099.8	1080.4
37.5°	1237.5	1245.4	1244.0	1241.1	1236.8	1223.2	1211.0	1191.6	1171.5	1145.0	1122.8
40°	1307.8	1320.0	1330.8	1328.6	1318.6	1306.4	1294.9	1272.7	1252.6	1223.2	1198.8
42.5°	1402.5	1419.0	1432.7	1442.7	1438.4	1422.6	1402.5	1393.2	1364.5	1334.4	1309.3
45°	1523.8	1558.2	1570.4	1582.6	1582.6	1572.6	1568.3	1549.6	1519.5	1479.3	1455.6
47.5°	1683.8	1729.7	1743.3	1764.1	1776.3	1765.6	1757.7	1726.1	1706.0	1650.8	1645.0
50°	1878.2	1924.1	1961.4	1985.8	1982.2	1991.5	1972.9	1954.9	1927.0	1881.8	1866.0
52.5°	2126.4	2163.0	2196.7	2211.1	2226.1	2224.0	2219.7	2207.5	2172.3	2147.9	2107.8
55°	2381.1	2411.2	2452.1	2475.8	2495.2	2491.6	2475.1	2445.7	2452.1	2401.2	2378.9
57.5°	2670.9	2703.9	2748.4	2770.6	2779.3	2823.0	2812.3	2808.7	2796.5	2778.5	2755.6
60°	3169.5	3178.9	3215.4	3271.4	3340.3	3326.6	3343.9	3355.3	3363.9	3323.8	3320.9
62.5°	3763.5	3775.0	3806.6	3818.1	3828.1	3829.5	3806.6	3806.6	3767.1	3715.5	3675.3
65°	4087.8	4064.1	4042.6	4030.4	4003.9	3980.2	3945.8	3899.1	3832.4	3752.8	3681.0
66°	4134.4	4086.4	4058.4	4027.6	3985.2	3941.5	3900.6	3836.7	3758.5	3663.8	3569.1
67.5°	4089.3	4023.2	3958.0	3912.8	3853.9	3775.0	3703.3	3628.7	3554.8	3424.9	3336.7
70°	3676.7	3597.8	3526.1	3427.1	3333.8	3256.3	3132.9	3003.1	2896.2	2759.9	2673.1
72.5°	2730.5	2637.2	2543.9	2404.8	2269.2	2249.1	2094.1	1941.3	1859.5	1749.8	1661.5
75°	1348.7	1231.1	1063.9	989.3	881.0	827.9	798.5	688.0	661.5	553.1	551.7
77.5°	380.9	327.1	290.6	253.2	237.5	226.0	186.5	178.6	162.1	159.3	149.9
80°	144.2	136.3	132.7	129.1	125.5	123.4	122.0	116.2	113.4	109.0	106.9
82.5°	104.0	101.2	94.7	92.5	89.7	85.4	84.7	81.1	78.9	74.6	73.2
85°	70.3	66.7	63.1	59.5	58.1	57.4	55.2	53.8	52.4	50.2	49.5
87.5°	47.3	43.8	39.5	38.0	37.3	38.0	38.7	37.3	36.6	35.2	34.4
90°	14.7	16.9	16.2	16.2	17.6	16.0	15.8	16.3	15.4	15.2	14.3
92.5°	6.4	6.3	6.2	6.1	6.0	6.0	6.0	6.0	6.0	6.0	6.0
95°	7.4	7.3	7.2	7.1	7.0	7.0	7.0	7.0	7.0	7.0	7.0
97.5°	9.4	9.3	9.2	9.1	9.0	8.9	8.8	8.7	8.6	8.5	8.4
100°	24.2	23.9	23.6	23.3	23.0	22.6	22.2	21.8	21.4	21.0	20.6
102.5°	44.0	43.5	43.0	42.5	42.0	41.7	41.4	41.1	40.8	40.5	40.2
105°	67.0	66.5	66.0	65.5	65.0	64.6	64.2	63.8	63.4	63.0	62.6
107.5°	91.6	91.2	90.8	90.4	90.0	89.7	89.4	89.1	88.8	88.5	88.2



REPORT NUMBER: P226906
 CATALOG NUMBER: ISW-AF-1000-LED-E1-SL3-8030-ULG

REPORT N
 CATALOG

CANDELA DISTRIBUTION (continued):

CANDELA

	71°	72°	73°	74°	75°	76°	77°	78°	79°	80°	81°	
110°	119.8	119.6	119.4	119.2	119.0	118.7	118.4	118.1	117.8	117.5	117.2	0°
112.5°	149.4	149.3	149.2	149.1	149.0	148.8	148.6	148.4	148.2	148.0	147.8	2.5°
115°	180.2	179.9	179.6	179.3	179.0	178.8	178.6	178.4	178.2	178.0	177.8	5°
117.5°	212.0	211.5	211.0	210.5	210.0	209.8	209.6	209.4	209.2	209.0	208.8	7.5°
120°	247.0	246.5	246.0	245.5	245.0	244.8	244.6	244.4	244.2	244.0	243.8	10°
122.5°	280.0	279.5	279.0	278.5	278.0	277.8	277.6	277.4	277.2	277.0	276.8	12.5°
125°	312.0	311.5	311.0	310.5	310.0	310.0	310.0	310.0	310.0	310.0	310.0	15°
127.5°	346.0	346.0	346.0	346.0	346.0	345.9	345.8	345.7	345.6	345.5	345.4	17.5°
130°	381.0	381.0	381.0	381.0	381.0	380.8	380.6	380.4	380.2	380.0	379.8	20°
132.5°	414.8	414.6	414.4	414.2	414.0	414.0	414.0	414.0	414.0	414.0	414.0	22.5°
135°	447.4	447.3	447.2	447.1	447.0	447.3	447.6	447.9	448.2	448.5	448.8	25°
137.5°	475.6	475.7	475.8	475.9	476.0	476.5	477.0	477.5	478.0	478.5	479.0	27.5°
140°	503.2	503.4	503.6	503.8	504.0	504.5	505.0	505.5	506.0	506.5	507.0	30°
142.5°	533.0	533.0	533.0	533.0	533.0	533.1	533.2	533.3	533.4	533.5	533.6	32.5°
145°	561.4	561.3	561.2	561.1	561.0	560.7	560.4	560.1	559.8	559.5	559.2	35°
147.5°	585.6	585.7	585.8	585.9	586.0	585.7	585.4	585.1	584.8	584.5	584.2	37.5°
150°	601.8	602.1	602.4	602.7	603.0	603.3	603.6	603.9	604.2	604.5	604.8	40°
152.5°	616.4	616.8	617.2	617.6	618.0	618.5	619.0	619.5	620.0	620.5	621.0	42.5°
155°	634.0	634.5	635.0	635.5	636.0	636.2	636.4	636.6	636.8	637.0	637.2	45°
157.5°	649.2	649.4	649.6	649.8	650.0	650.0	650.0	650.0	650.0	650.0	650.0	47.5°
160°	662.2	661.9	661.6	661.3	661.0	660.9	660.8	660.7	660.6	660.5	660.4	50°
162.5°	670.4	670.3	670.2	670.1	670.0	669.8	669.6	669.4	669.2	669.0	668.8	52.5°
165°	678.8	679.1	679.4	679.7	680.0	679.8	679.6	679.4	679.2	679.0	678.8	55°
167.5°	686.4	686.8	687.2	687.6	688.0	688.0	688.0	688.0	688.0	688.0	688.0	57.5°
170°	692.0	692.5	693.0	693.5	694.0	694.2	694.4	694.6	694.8	695.0	695.2	60°
172.5°	693.2	693.4	693.6	693.8	694.0	694.2	694.4	694.6	694.8	695.0	695.2	62.5°
175°	695.6	695.7	695.8	695.9	696.0	695.8	695.6	695.4	695.2	695.0	694.8	65°
177.5°	700.2	700.4	700.6	700.8	701.0	700.7	700.4	700.1	699.8	699.5	699.2	66°
180°	700.0	700.0	700.0	700.0	700.0	700.0	700.0	700.0	700.0	700.0	700.0	67.5°
												70°
												72.5°
												75°
												77.5°
												80°
												82.5°
												85°
												87.5°
												90°
												92.5°
												95°
												97.5°
												100°
												102.5°
												105°
												107.5°

NUMBER: P226906
 NUMBER: ISW-AF-1000-LED-E1-SL3-8030-ULG

REPORT NUMBER: P
 CATALOG NUMBER:

DISTRIBUTION (continued):

CANDELA DISTRIBUTION

82°	83°	84°	85°	86°	87°	88°	89°	90°	95°	105°	82°	
1271.3	1271.3	1271.3	1271.3	1271.3	1271.3	1271.3	1271.3	1271.3	1271.3	1271.3	110°	116.9
1275.6	1273.4	1274.1	1271.3	1270.5	1272.0	1272.7	1272.7	1270.5	1257.6	1242.6	112.5°	147.6
1256.9	1252.6	1251.9	1249.7	1246.1	1250.4	1248.3	1244.7	1240.4	1225.3	1195.9	115°	177.6
1222.5	1219.6	1216.0	1213.1	1211.0	1209.6	1208.8	1205.3	1197.4	1169.4	1119.9	117.5°	208.6
1189.5	1185.9	1181.6	1175.1	1172.3	1167.9	1167.9	1159.3	1153.6	1118.4	1045.3	120°	243.6
1157.2	1150.7	1148.6	1144.3	1136.4	1132.8	1127.8	1119.2	1110.6	1068.2	972.1	122.5°	276.6
1132.8	1126.3	1117.0	1114.1	1105.5	1097.6	1091.2	1079.7	1070.4	1014.4	895.3	125°	310.0
1106.2	1101.2	1091.2	1084.7	1075.4	1066.1	1055.3	1041.0	1034.5	963.5	822.2	127.5°	345.3
1084.7	1073.2	1061.8	1056.0	1044.6	1033.8	1023.0	1005.8	992.9	913.3	744.7	130°	379.6
1059.6	1049.6	1037.4	1027.3	1011.6	999.4	987.2	969.2	953.4	862.3	666.5	132.5°	414.0
1042.4	1028.1	1015.1	1003.7	985.7	971.4	954.2	934.8	919.0	813.5	580.4	135°	449.1
1032.4	1018.0	1001.5	987.2	966.4	949.9	931.2	909.7	889.6	774.1	499.3	137.5°	479.5
1029.5	1012.3	995.1	977.1	955.6	934.8	912.5	891.0	865.2	736.1	411.1	140°	507.5
1038.1	1017.3	997.9	976.4	951.3	927.6	905.4	877.4	851.6	703.1	324.3	142.5°	533.7
1061.8	1036.7	1014.4	990.7	962.1	936.2	909.7	878.1	849.4	680.1	248.2	145°	558.9
1099.1	1075.4	1049.6	1025.9	992.9	964.2	934.8	901.1	866.6	670.8	187.2	147.5°	583.9
1174.4	1142.8	1116.3	1091.2	1053.2	1023.7	990.0	949.1	910.4	679.4	156.4	150°	605.1
1279.9	1240.4	1216.0	1193.8	1146.4	1114.1	1075.4	1028.8	985.0	703.8	137.7	152.5°	621.5
1425.5	1395.4	1351.6	1317.2	1269.1	1233.2	1190.2	1134.2	1085.4	738.2	128.4	155°	637.4
1607.7	1568.3	1525.2	1490.1	1437.7	1375.3	1330.1	1262.6	1207.4	792.0	124.1	157.5°	650.0
1830.8	1783.5	1725.4	1696.0	1623.5	1574.7	1514.5	1442.0	1371.7	875.2	126.3	160°	660.3
2073.3	2022.4	1977.2	1921.2	1855.2	1800.7	1743.3	1666.5	1578.3	1033.1	134.9	162.5°	668.6
2329.4	2296.4	2253.4	2180.9	2145.1	2076.2	2003.0	1918.4	1854.5	1238.3	155.7	165°	678.6
2702.5	2666.6	2661.6	2590.6	2536.1	2473.6	2416.2	2345.9	2270.6	1602.7	204.5	167.5°	688.0
3276.4	3239.1	3196.8	3141.5	3077.0	2999.5	2928.5	2833.8	2749.8	1967.9	227.4	170°	695.4
3616.5	3547.6	3471.6	3387.6	3293.6	3197.5	3102.1	2980.8	2858.9	1990.1	205.2	172.5°	695.4
3587.8	3502.4	3405.6	3291.5	3192.5	3074.1	2971.5	2815.1	2703.9	1772.0	167.2	175°	694.6
3481.6	3364.7	3273.6	3168.8	3044.7	2938.5	2830.2	2675.9	2549.0	1624.9	152.8	177.5°	698.9
3209.7	3110.0	2983.7	2883.3	2791.5	2664.5	2562.6	2418.4	2330.9	1409.0	137.0	180°	700.0
2565.5	2427.7	2320.8	2242.6	2138.6	2023.8	1933.4	1812.2	1734.7	932.6	118.4		
1494.4	1459.9	1340.1	1272.7	1209.6	1116.3	1044.6	986.4	884.6	452.0	104.7		
460.6	428.3	424.0	360.1	380.9	325.7	317.1	288.4	288.4	173.6	82.5		
147.1	144.2	138.5	130.6	127.7	127.7	124.1	123.4	117.7	93.3	61.7		
104.0	101.9	99.7	97.6	96.1	96.9	94.0	92.5	91.1	67.4	48.8		
71.7	69.6	65.3	65.3	63.8	63.1	63.8	61.0	60.3	47.3	40.9		
48.8	48.1	47.3	46.6	45.9	45.2	44.5	42.3	40.9	33.0	28.7		
32.3	27.3	26.5	23.0	22.2	21.5	20.1	21.5	23.7	23.7	18.7		
14.8	13.9	14.4	14.2	12.7	13.5	13.5	12.0	12.0	14.2	15.5		
6.0	6.0	6.0	6.0	6.0	6.0	6.0	6.0	6.0	6.0	6.0		
7.0	7.0	7.0	7.0	7.0	7.0	7.0	7.0	7.0	7.0	7.0		
8.3	8.2	8.1	8.0	8.0	8.0	8.0	8.0	8.0	8.0	9.0		
20.2	19.8	19.4	19.0	19.0	19.0	19.0	19.0	19.0	19.0	23.0		
39.9	39.6	39.3	39.0	38.8	38.6	38.4	38.2	38.0	39.0	42.0		
62.2	61.8	61.4	61.0	61.0	61.0	61.0	61.0	61.0	61.0	65.0		
87.9	87.6	87.3	87.0	86.8	86.6	86.4	86.2	86.0	87.0	90.0		

'226906
 ISW-AF-1000-LED-E1-SL3-8030-ULG

REPORT NUMBER: P226906
 CATALOG NUMBER: ISW-AF-10

TION (continued):

CANDELA DISTRIBUTION (con

83°	84°	85°	86°	87°	88°	89°	90°	95°	105°		115°	125°
116.6	116.3	116.0	116.2	116.4	116.6	116.8	117.0	116.0	119.0	0°	1271.3	1271.3
147.4	147.2	147.0	147.0	147.0	147.0	147.0	147.0	147.0	149.0	2.5°	1229.6	1218.2
177.4	177.2	177.0	177.2	177.4	177.6	177.8	178.0	177.0	179.0	5°	1164.4	1138.5
208.4	208.2	208.0	208.2	208.4	208.6	208.8	209.0	208.0	210.0	7.5°	1076.1	1025.9
243.4	243.2	243.0	243.0	243.0	243.0	243.0	243.0	243.0	245.0	10°	975.0	902.5
276.4	276.2	276.0	276.2	276.4	276.6	276.8	277.0	276.0	278.0	12.5°	870.2	777.7
310.0	310.0	310.0	310.0	310.0	310.0	310.0	310.0	310.0	310.0	15°	772.7	650.0
345.2	345.1	345.0	345.4	345.8	346.2	346.6	347.0	345.0	346.0	17.5°	670.1	518.7
379.4	379.2	379.0	379.2	379.4	379.6	379.8	380.0	379.0	381.0	20°	571.8	391.7
414.0	414.0	414.0	414.2	414.4	414.6	414.8	415.0	414.0	414.0	22.5°	460.6	274.8
449.4	449.7	450.0	450.2	450.4	450.6	450.8	451.0	450.0	447.0	25°	337.9	199.4
480.0	480.5	481.0	481.2	481.4	481.6	481.8	482.0	481.0	476.0	27.5°	241.1	159.3
508.0	508.5	509.0	509.4	509.8	510.2	510.6	511.0	509.0	504.0	30°	180.1	134.2
533.8	533.9	534.0	534.4	534.8	535.2	535.6	536.0	534.0	533.0	32.5°	144.2	116.2
558.6	558.3	558.0	558.4	558.8	559.2	559.6	560.0	558.0	561.0	35°	122.7	105.5
583.6	583.3	583.0	583.4	583.8	584.2	584.6	585.0	583.0	586.0	37.5°	109.8	98.3
605.4	605.7	606.0	606.8	607.6	608.4	609.2	610.0	606.0	603.0	40°	102.6	94.7
622.0	622.5	623.0	624.0	625.0	626.0	627.0	628.0	623.0	618.0	42.5°	98.3	91.1
637.6	637.8	638.0	638.6	639.2	639.8	640.4	641.0	638.0	636.0	45°	96.1	89.0
650.0	650.0	650.0	651.0	652.0	653.0	654.0	655.0	650.0	650.0	47.5°	94.7	86.1
660.2	660.1	660.0	661.2	662.4	663.6	664.8	666.0	660.0	661.0	50°	93.3	86.1
668.4	668.2	668.0	669.2	670.4	671.6	672.8	674.0	668.0	670.0	52.5°	94.0	87.5
678.4	678.2	678.0	678.8	679.6	680.4	681.2	682.0	678.0	680.0	55°	97.6	87.5
688.0	688.0	688.0	689.2	690.4	691.6	692.8	694.0	688.0	688.0	57.5°	103.3	87.5
695.6	695.8	696.0	697.0	698.0	699.0	700.0	701.0	696.0	694.0	60°	107.6	89.0
695.6	695.8	696.0	697.0	698.0	699.0	700.0	701.0	696.0	694.0	62.5°	109.0	91.8
694.4	694.2	694.0	695.0	696.0	697.0	698.0	699.0	694.0	696.0	65°	107.6	93.3
698.6	698.3	698.0	698.8	699.6	700.4	701.2	702.0	698.0	701.0	66°	106.2	93.3
700.0	700.0	700.0	700.0	700.0	700.0	700.0	700.0	700.0	700.0	67.5°	104.0	91.8
										70°	99.0	86.1
										72.5°	89.0	77.5
										75°	76.0	62.4
										77.5°	61.7	50.2
										80°	45.9	38.0
										82.5°	33.7	29.4
										85°	23.7	20.8
										87.5°	14.3	12.9
										90°	12.6	10.6
										92.5°	7.0	7.0
										95°	8.0	7.0
										97.5°	10.0	12.0
										100°	26.0	29.0
										102.5°	47.0	50.0
										105°	70.0	72.0
										107.5°	94.0	95.0



REPORT NUMBER: P226906

CATALOG NUMBER: ISW-AF-1000-LED-E:

000-LED-E1-SL3-8030-ULG

tinued):

135°	145°	155°	165°	175°	180°
1271.3	1271.3	1271.3	1271.3	1271.3	1271.3
1210.3	1209.6	1191.6	1188.0	1175.8	1182.3
1107.7	1095.5	1063.2	1056.7	1043.1	1039.5
985.0	951.3	925.5	896.8	869.5	883.1
841.5	784.8	728.2	690.9	675.8	670.8
705.2	603.3	532.3	459.1	433.3	442.6
540.2	424.0	329.3	287.0	262.6	258.3
380.9	271.9	228.1	217.4	212.4	212.4
258.3	207.3	190.8	185.8	185.8	186.5
196.6	174.3	167.2	167.9	170.7	171.5
162.9	154.2	150.7	155.7	161.4	162.1
140.6	138.5	139.2	145.6	151.4	152.1
123.4	125.5	128.4	134.2	139.2	140.6
111.2	114.8	116.9	120.5	123.4	124.1
102.6	106.9	106.2	108.3	110.5	111.2
97.6	99.7	97.6	99.0	99.0	100.4
93.3	94.0	90.4	91.1	92.5	92.5
89.0	88.2	84.7	86.1	88.2	89.0
84.7	83.2	80.4	83.2	86.8	87.5
81.1	79.6	78.2	81.8	86.1	86.8
79.6	78.2	76.8	81.8	86.1	86.8
79.6	78.2	76.8	80.4	84.7	85.4
80.4	78.9	76.0	79.6	82.5	83.2
81.1	79.6	74.6	76.8	78.2	78.9
81.1	78.2	73.2	73.9	73.9	74.6
79.6	76.0	70.3	70.3	69.6	69.6
79.6	73.2	67.4	66.0	64.6	64.6
78.9	72.5	66.7	64.6	62.4	62.4
77.5	71.0	65.3	62.4	60.3	60.3
72.5	68.2	61.7	58.8	56.7	56.0
64.6	62.4	57.4	55.2	53.1	52.4
54.5	55.2	52.4	50.9	48.8	48.1
45.9	47.3	45.9	45.2	43.8	43.0
36.6	39.5	38.0	38.0	38.7	37.3
28.0	31.6	30.1	31.6	33.0	30.8
19.4	23.0	23.0	23.7	24.4	23.0
12.2	15.1	14.3	15.1	15.1	14.3
9.9	13.0	10.9	11.3	8.6	7.9
6.0	6.0	6.0	5.0	4.0	4.0
7.0	7.0	7.0	6.0	5.0	5.0
9.0	9.0	8.0	8.0	7.0	7.0
21.0	12.0	10.0	9.0	8.0	8.0
40.0	27.0	18.0	13.0	11.0	11.0
63.0	48.0	36.0	27.0	22.0	21.0
88.0	73.0	58.0	49.0	42.0	41.0

CANDELA DISTRIBUTION (continued):

	115°	125°	135°
110°	121.0	120.0	114.0
112.5°	150.0	148.0	143.0
115°	182.0	179.0	174.0
117.5°	215.0	211.0	205.0
120°	250.0	246.0	243.0
122.5°	283.0	279.0	277.0
125°	315.0	313.0	310.0
127.5°	346.0	345.0	340.0
130°	381.0	377.0	372.0
132.5°	416.0	411.0	405.0
135°	448.0	443.0	437.0
137.5°	475.0	473.0	468.0
140°	502.0	500.0	497.0
142.5°	533.0	527.0	525.0
145°	562.0	556.0	551.0
147.5°	585.0	580.0	575.0
150°	600.0	597.0	593.0
152.5°	614.0	611.0	610.0
155°	631.0	626.0	628.0
157.5°	648.0	644.0	645.0
160°	664.0	658.0	655.0
162.5°	671.0	667.0	663.0
165°	677.0	672.0	673.0
167.5°	684.0	678.0	685.0
170°	689.0	686.0	691.0
172.5°	692.0	689.0	690.0
175°	695.0	690.0	690.0
177.5°	699.0	694.0	695.0
180°	700.0	700.0	700.0



1-SL3-8030-ULG

145°	155°	165°	175°	180°
102.0	87.0	74.0	68.0	66.0
134.0	121.0	106.0	99.0	99.0
168.0	159.0	147.0	139.0	140.0
202.0	197.0	189.0	184.0	184.0
237.0	233.0	226.0	223.0	225.0
271.0	267.0	261.0	260.0	263.0
305.0	299.0	296.0	294.0	298.0
339.0	333.0	329.0	329.0	330.0
370.0	366.0	362.0	361.0	363.0
404.0	401.0	393.0	394.0	396.0
435.0	432.0	426.0	426.0	429.0
464.0	460.0	459.0	457.0	460.0
491.0	489.0	487.0	485.0	488.0
521.0	518.0	517.0	515.0	518.0
550.0	547.0	544.0	546.0	550.0
574.0	574.0	571.0	572.0	575.0
593.0	593.0	593.0	592.0	595.0
610.0	609.0	608.0	608.0	611.0
630.0	627.0	625.0	625.0	629.0
646.0	644.0	643.0	643.0	646.0
655.0	656.0	659.0	660.0	663.0
661.0	665.0	669.0	669.0	673.0
673.0	676.0	676.0	678.0	681.0
688.0	686.0	684.0	687.0	690.0
693.0	692.0	692.0	695.0	698.0
690.0	693.0	695.0	697.0	699.0
691.0	695.0	697.0	698.0	700.0
697.0	699.0	700.0	705.0	707.0
700.0	700.0	700.0	700.0	700.0

(END OF REPORT)